

AMERICA REMEMBERS®

OUR MISSION

America Remembers is a non-governmental organization dedicated to the remembrance of notable Americans and historic American events. With an unmatched reputation for excellence,

America Remembers works closely with legendary American heroes and personalities, museums, and organizations to issue unique and handsomely designed commemorative firearms in strictly limited editions.

COMPLETE SATISFACTION IS OUR GOAL

Capturing the highlights of history on a steel canvas, each edition issued by America Remembers is produced with the utmost attention to detail.

We make every effort to assure quality control and customer satisfaction goals are met and exceeded at all times. With years of experience, America Remembers strives to provide unique and historically important firearms for the discriminating collector.

STRICTLY LIMITED EDITIONS

Each issue is produced in a strictly limited edition as indicated on the Certificate. Our exclusive edition limit ensures your place in an elite rank of collectors who acquire this issue. We certify that the established edition limit for this issue will never be exceeded, and this is an exclusive issue of America Remembers. Each firearm is individually numbered and your individual edition number is recorded on this Certificate.

UNITED STATES SOCIETY OF ARMS AND ARMOUR®

AMERICAN HEROES AND LEGENDS®

ARMED FORCES COMMEMORATIVE SOCIETY®

10226 TIMBER RIDGE DRIVE ★ ASHLAND, VIRGINIA 23005

1-800-682-2291

www.americaremembers.com



CERTIFICATE OF AUTHENTICITY

The American Buffalo Tribute Rifle

*A Henry Repeating Rifle
Featuring Native American Artwork by*

Frank McCarthy

“The Dean of Western Action Painters”

Issued by America Remembers

ISSUED TO:

Frank Buonauro

NO.

56

AN EDITION OF:


300

Paul J. Warden

PAUL J. WARDEN
PRESIDENT
AMERICA REMEMBERS

Jeffery A. Belcher

JEFFERY A. BELCHER
HISTORICAL ADVISOR
UNITED STATES SOCIETY OF ARMS AND ARMOUR



A. Uberti SRL

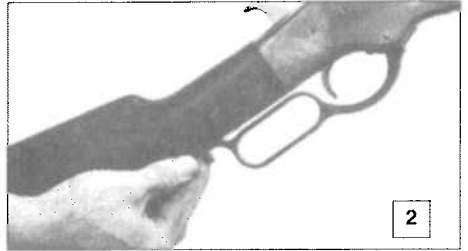
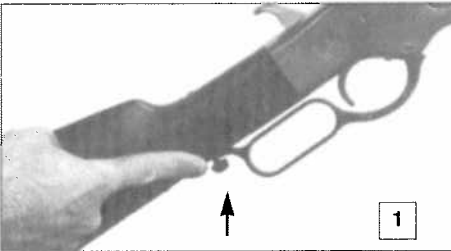
Via G. Carducci, 41
Ponte Zanano (Brescia) - ITALY

Instruction Manual



1860 HENRY MOD.

TO LOAD THE FIREARM

(1) Turn the lever locking latch to the release position. Releasing the latch should allow the lever to go down approximately 1/2". Do not push the loading lever forward. (Photos 1-2)



(2) First, make sure the loading lever is fully forward. (Photo 3). Then load the tubular magazine by pushing the brass magazine follower fully forward (Photo 4) until the engagement indicator just below the muzzle rises approximately 1/16th of an inch. (See photo 5).



Storage and Care Instructions

To protect your fine firearm, I recommend the following be done every three months, or whenever it is handled without gloves. Your fully working firearm is handsomely embellished with precious metals, and is intended for display purposes. Collectors who wish to maintain their firearm in mint condition should refrain from firing the firearm. If you should choose to fire your gun, follow the instructions in the Loading and Firing Instructions, supplied with the gun, and then finish with these steps.

Always remember to remove any fingerprints immediately.

All of the metal parts should be cleaned with a good quality gun oil. We recommend Hoppe's or Outers, available in most sporting goods and gun shops. Using a soft non-abrasive cloth, moistened with oil, wipe all fingerprints off, and leave a thin film of oil on the surface of the metal. If the firearm is allowed to dry, or exposed frequently to salt air, the metal may trap moisture, and could possibly lead to corrosion.

Careful disassembly or use of a cotton swab will allow you to distribute oil into small crevices. A gun-cleaning brush or patch set will enable you to protect the bores of your guns.

If you prefer, the gold and nickel decorated parts may be wiped with a clean, silicone oil gun cloth to remove fingerprints, and provide protection. Be certain the cloth is clean before wiping the parts.

Please do not use tarnish remover, polishing compounds or paper products (such as tissue or paper towels) to clean your fine firearm, as they could scratch the finish.

You have purchased a high-quality firearm, which should bring you years of enjoyment. The regular application of these few simple steps, whether the gun is on constant display or stored for those special occasions, will help protect it and preserve an heirloom that can be passed to future generations.

America Remembers[®]

10226 Timber Ridge Drive • Ashland, VA 23005 • (804) 550-9616

www.americaremembers.com

AMERICAN HEROES AND
LEGENDS®
★
ARMED FORCES
COMMEMORATIVE SOCIETY®



10226 TIMBER RIDGE DRIVE
★
ASHLAND, VIRGINIA 23005
★
804-550-9616
FAX 804-550-9603
www.americaremembers.com

AMERICA REMEMBERS®
UNITED STATES SOCIETY OF ARMS AND ARMOUR®

ANTIQUÉ ARMS COMMITTEE

Paul J. Warden
Chairman/President
America Remembers

Les Line
Author/
Conspirationist

Michael Korda
Editor-in-Chief
Simon & Schuster, Inc.

E. Duston Saunders
Lt. Col. USAR Ret.
College Pistol Coach

Dale Berry
Actor/
Entertainer

Jeffery Belcher
Historical Advisor
United States Society
of Arms and Armour

IMPORTANT WARNING!

Do not store firearm in cloth bag provided. Bag is for shipping purposes only and not suggested for long term storage.

Please remember to keep firearm well cleaned and oiled before storing. It is recommended that guns be inspected and re-oiled every three to four months.